

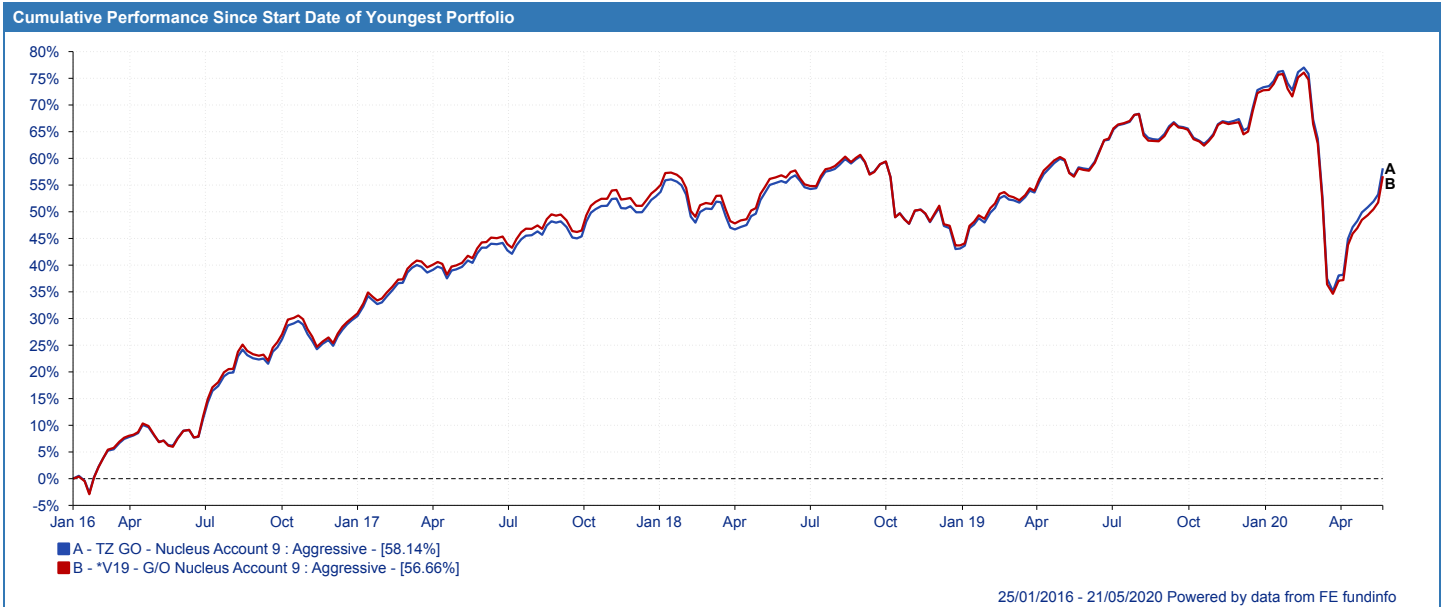
TZ GO - Nucleus Account 9 : Aggressive

***V19 - G/O Nucleus Account 9 : Aggressive**

Portfolio Holdings				
Name	Original % Holdings	TER %	OCF %	FE fundinfo Crown Rating
Legal & General UT Mgr Ltd - Pacific Index Trust I Acc	16.34	-	0.19	N/A
Marlborough Fund Managers - UK Micro Cap Growth P Acc	15.42	-	0.78	N/A
BlackRock - Continental European Equity Index (UK) D Acc	14.40	-	0.06	N/A
HSBC Gbl Asset Mgt (HSBC Inv) - American Index C Acc	14.40	-	0.06	N/A
Legal & General UT Mgr Ltd - Global Emerging Markets Index I Acc	13.36	-	0.25	N/A
Vanguard Investments UK Limite - FTSE Developed World ex-UK Equity Index A	10.08	-	0.14	N/A
HSBC Gbl Asset Mgt (HSBC Inv) - FTSE 250 Index C Acc	4.44	-	0.12	N/A
BlackRock - Overseas Corporate Bond Index (UK) D Acc	2.15	-	0.11	N/A
Baillie Gifford & Co Ltd - High Yield Bond B Acc	2.11	-	0.37	N/A
Legal & General UT Mgr Ltd - UK 100 Index Trust I Acc	1.56	-	0.10	N/A
BlackRock - Overseas Government Bond Index (UK) D Acc	1.07	-	0.11	N/A
Legal & General UT Mgr Ltd - Global Inflation Linked Bond Index I Acc	1.07	-	0.25	N/A
Currency - Pounds Sterling	1.00	-	-	N/A
BlackRock - Global Property Securities Equity Index (UK) D Acc	1.00	-	0.18	N/A
Legal & General UT Mgr Ltd - All Stocks Index Linked Gilt Index Trust I Acc	0.48	-	0.15	N/A
BlackRock - Corporate Bond Index (UK) D Acc	0.40	-	0.12	N/A
Legal & General UT Mgr Ltd - Sterling Corporate Bond Index I Acc	0.40	-	0.14	N/A
BlackRock - UK Gilts All Stocks Index (UK) D Acc	0.32	-	0.11	N/A
Total	100.00	0.25^		

Portfolio Holdings				
Name	Original % Holdings	TER %	OCF %	FE fundinfo Crown Rating
Legal & General UT Mgr Ltd - Pacific Index Trust I Acc	16.34	-	0.19	N/A
Marlborough Fund Managers - UK Micro Cap Growth P Acc	15.42	-	0.78	N/A
BlackRock - Continental European Equity Index (UK) D Acc	14.40	-	0.06	N/A
HSBC Gbl Asset Mgt (HSBC Inv) - American Index C Acc	14.40	-	0.06	N/A
Fidelity International (FIL In - Index Emerging Markets P Acc	13.36	-	0.20	N/A
Invesco Fund Managers Ltd - Global Ex UK Enhanced Index (UK) No Trail Acc	5.04	-	0.25	N/A
Vanguard Investments UK Limite - FTSE Developed World ex-UK Equity Index A	5.04	-	0.14	N/A
BlackRock - Mid Cap UK Equity Index (UK) D Acc	3.86	-	0.17	N/A
Legal & General UT Mgr Ltd - Global Real Estate Dividend Index I Acc	2.00	-	0.20	N/A
Baillie Gifford & Co Ltd - High Yield Bond B Acc	1.96	-	0.37	N/A
Invesco Fund Managers Ltd - UK Enhanced Index (UK) Z Acc	1.75	-	0.24	N/A
M&G UK - Emerging Markets Bond I Inc GBP	1.68	-	0.75	N/A
Currency - Pounds Sterling	1.00	-	-	N/A
BlackRock - Overseas Corporate Bond Index (UK) D Acc	0.98	-	0.11	N/A
Legal & General UT Mgr Ltd - Global Inflation Linked Bond Index I Acc	0.98	-	0.25	N/A
BlackRock - Corporate Bond Index (UK) D Acc	0.56	-	0.12	N/A
Legal & General UT Mgr Ltd - All Stocks Index Linked Gilt Index Trust I Acc	0.56	-	0.15	N/A
Legal & General UT Mgr Ltd - UK 100 Index Trust I Acc	0.39	-	0.10	N/A
Legal & General UT Mgr Ltd - All Stocks Gilt Index Trust I Acc	0.28	-	0.15	N/A
Total	100.00	0.26^		

^Portfolio Expense - The portfolio expense is calculated using the weighted value of the Ongoing Costs Ex Ante of the portfolio constituents. Where the Ongoing Costs Ex Ante is not available the OCF is used, and where this is not available the TER is used.



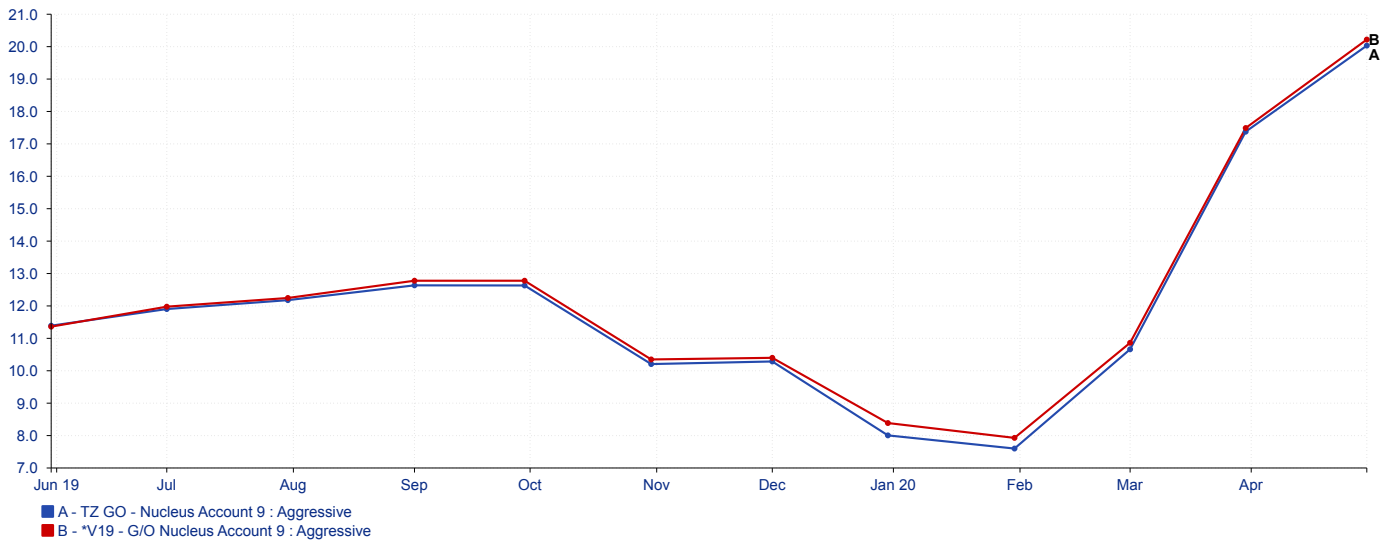
Cumulative Portfolio Performance to Latest Price					
Name	1 Year	2 Years	3 Years	4 Years	5 Years
TZ GO - Nucleus Account 9 : Aggressive	-0.59	1.15	12.26	48.57	44.52
FTSE All Share	-13.65	-15.74	-8.58	14.46	5.78

Cumulative Portfolio Performance to Latest Price					
Name	1 Year	2 Years	3 Years	4 Years	5 Years
*V19 - G/O Nucleus Account 9 : Aggressive	-1.36	-0.45	10.54	47.49	-
FTSE All Share	-13.65	-15.74	-8.58	14.46	5.78

Discrete Calendar Year Performance					
Name	2019	2018	2017	2016	2015
TZ GO - Nucleus Account 9 : Aggressive	20.05	-6.41	17.49	24.64	2.85
FTSE All Share	19.17	-9.47	13.10	16.75	0.98

Discrete Calendar Year Performance					
Name	2019	2018	2017	2016	2015
*V19 - G/O Nucleus Account 9 : Aggressive	19.21	-6.90	18.05	-	-
FTSE All Share	19.17	-9.47	13.10	16.75	0.98

Rolling Monthly Volatility Chart Over 1 Year



31/05/2019 - 30/04/2020 Powered by data from FE fundinfo

Annualised Ratios Over 36 Months						
Name	Volatility	Alpha	Beta	Sharpe	r ²	
TZ GO - Nucleus Account 9 : Aggressive	13.74	5.65	0.84	0.00	0.80	
FTSE All Share	14.59	n/a	n/a	-0.01	n/a	

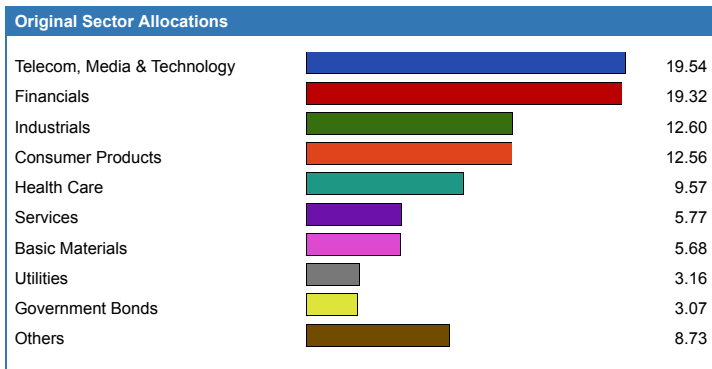
Annualised Ratios Over 36 Months						
Name	Volatility	Alpha	Beta	Sharpe	r ²	
*V19 - G/O Nucleus Account 9 : Aggressive	13.86	5.26	0.85	0.00	0.81	
FTSE All Share	14.59	n/a	n/a	-0.01	n/a	

Original Asset Allocations		
North American Equities	19.45	
UK Equities	19.31	
Asia Pacific Emerging Equities	18.04	
European Equities	15.51	
Asia Pacific Equities	8.54	
Global Fixed Interest	6.08	
Money Market	4.29	
Other International Equities	2.04	
Property	1.00	
Others	5.72	

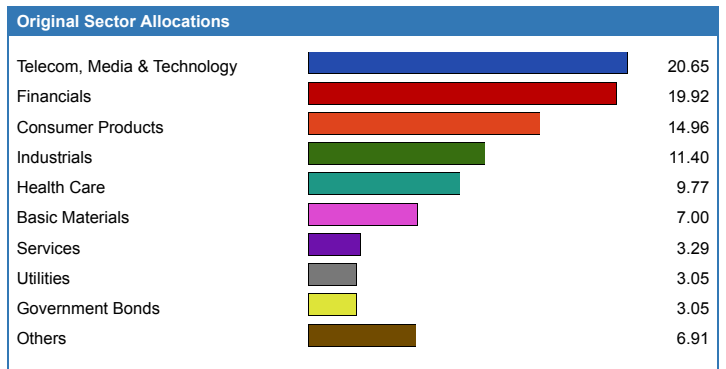
Original Asset Allocations		
North American Equities	19.94	
UK Equities	19.46	
Asia Pacific Emerging Equities	18.21	
European Equities	15.75	
Asia Pacific Equities	8.55	
Global Fixed Interest	4.19	
Money Market	3.42	
Property	2.00	
Other International Equities	1.89	
Others	6.60	

Original Region Allocations		
North America	24.98	
UK	21.01	
Pacific Basin	20.78	
Europe ex UK	17.88	
Australasia	5.00	
Money Market	2.62	
International	1.78	
Japan	1.37	
Asia Pacific	1.26	
Other	3.32	

Original Region Allocations		
North America	24.22	
Pacific Basin	21.42	
UK	21.11	
Europe ex UK	17.58	
Australasia	4.97	
Money Market	2.46	
International	1.66	
Americas	1.39	
Asia Pacific	1.20	
Other	3.99	



ref: TZ GO - Nucleus Account 9 : Aggressive (955c4354-e986-4c33-a9c4-87d2bf3ec400)



ref: V19 - Gi/O Nucleus Account 9 : Aggressive (d6faa5f5-8ff3-4218-bb01-9979522cf647)