



Portfolio Comparison of TZ GO - Nucleus Account 7 : Adventurous against *V19 - G/O Nucleus Account 7 : Adventurous on a Total Return basis in Pounds Sterling



FE Analytics

21 May 2020

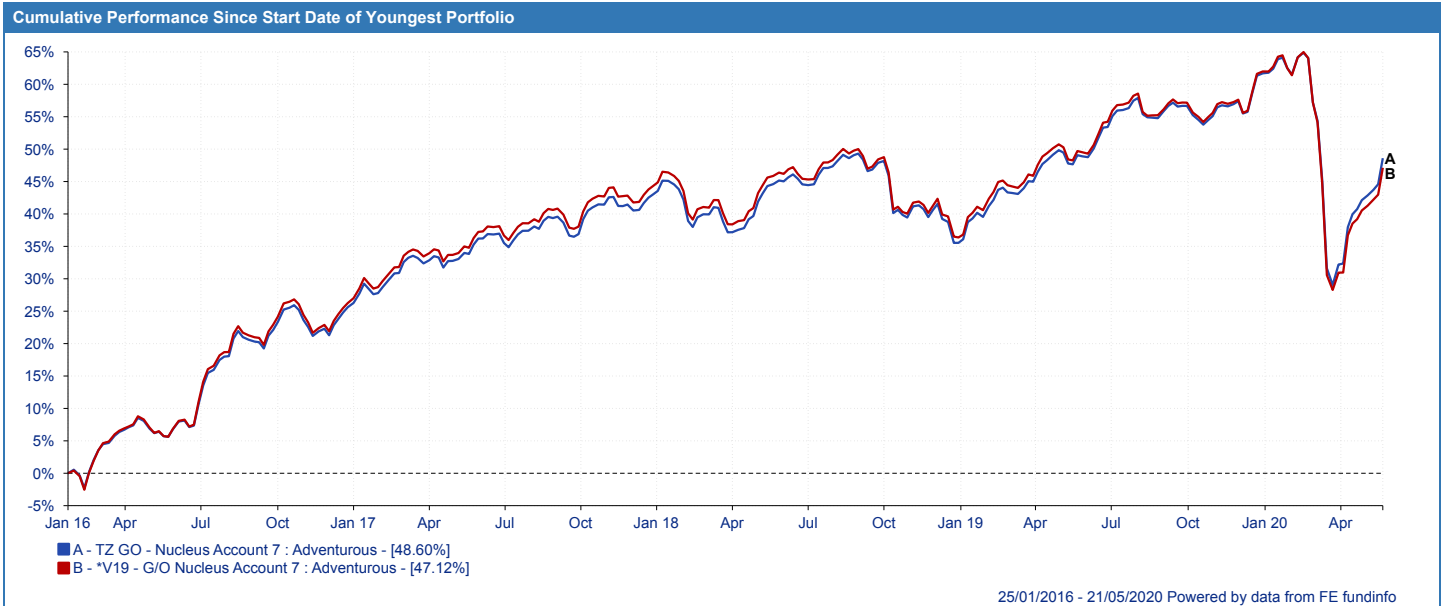
TZ GO - Nucleus Account 7 : Adventurous

***V19 - G/O Nucleus Account 7 : Adventurous**

Portfolio Holdings				
Name	Original % Holdings	TER %	OCF %	FE fundinfo Crown Rating
Legal & General UT Mgr Ltd - Pacific Index Trust I Acc	11.83	-	0.19	N/A
BlackRock - Continental European Equity Index (UK) D Acc	10.15	-	0.06	N/A
HSBC Gbl Asset Mgt (HSBC Inv) - American Index C Acc	10.15	-	0.06	N/A
Vanguard Investments UK Limite - FTSE Developed World ex-UK Equity Index A	10.08	-	0.14	N/A
Marlborough Fund Managers - UK Micro Cap Growth P Acc	8.99	-	0.78	MM MM MM MM
HSBC Gbl Asset Mgt (HSBC Inv) - FTSE 250 Index C Acc	7.21	-	0.12	N/A
Legal & General UT Mgr Ltd - Global Emerging Markets Index I Acc	6.37	-	0.25	N/A
BlackRock - Overseas Corporate Bond Index (UK) D Acc	5.38	-	0.11	N/A
Legal & General UT Mgr Ltd - UK 100 Index Trust I Acc	5.22	-	0.10	N/A
Baillie Gifford & Co Ltd - High Yield Bond B Acc	4.84	-	0.37	MM MM MM
BlackRock - Global Property Securities Equity Index (UK) D Acc	4.00	-	0.18	N/A
BlackRock - Overseas Government Bond Index (UK) D Acc	2.69	-	0.11	N/A
Legal & General UT Mgr Ltd - Global Inflation Linked Bond Index I Acc	2.69	-	0.25	N/A
Legal & General UT Mgr Ltd - All Stocks Index Linked Gilt Index Trust I Acc	2.52	-	0.15	N/A
BlackRock - Corporate Bond Index (UK) D Acc	2.10	-	0.12	N/A
Legal & General UT Mgr Ltd - Sterling Corporate Bond Index I Acc	2.10	-	0.14	N/A
Currency - Pounds Sterling	2.00	-	-	N/A
BlackRock - UK Gilts All Stocks Index (UK) D Acc	1.68	-	0.11	N/A
Total	100.00	0.20^		

Portfolio Holdings				
Name	Original % Holdings	TER %	OCF %	FE fundinfo Crown Rating
Legal & General UT Mgr Ltd - Pacific Index Trust I Acc	11.83	-	0.19	N/A
BlackRock - Continental European Equity Index (UK) D Acc	10.15	-	0.06	N/A
HSBC Gbl Asset Mgt (HSBC Inv) - American Index C Acc	10.15	-	0.06	N/A
Marlborough Fund Managers - UK Micro Cap Growth P Acc	8.99	-	0.78	MM MM MM MM
Fidelity International (FIL In - Index Emerging Markets P Acc	6.37	-	0.20	N/A
BlackRock - Mid Cap UK Equity Index (UK) D Acc	6.00	-	0.17	N/A
Legal & General UT Mgr Ltd - Global Real Estate Dividend Index I Acc	6.00	-	0.20	N/A
Baillie Gifford & Co Ltd - High Yield Bond B Acc	5.29	-	0.37	MM MM MM
Invesco Fund Managers Ltd - Global Ex UK Enhanced Index (UK) No Trail Acc	5.04	-	0.25	MM MM
Vanguard Investments UK Limite - FTSE Developed World ex-UK Equity Index A	5.04	-	0.14	N/A
Invesco Fund Managers Ltd - UK Enhanced Index (UK) Z Acc	4.24	-	0.24	MM MM MM
M&G UK - Emerging Markets Bond I Inc GBP	3.72	-	0.75	MM MM MM MM
BlackRock - Corporate Bond Index (UK) D Acc	3.08	-	0.12	N/A
Legal & General UT Mgr Ltd - All Stocks Index Linked Gilt Index Trust I Acc	3.08	-	0.15	N/A
BlackRock - Overseas Corporate Bond Index (UK) D Acc	2.65	-	0.11	N/A
Legal & General UT Mgr Ltd - Global Inflation Linked Bond Index I Acc	2.64	-	0.25	N/A
Legal & General UT Mgr Ltd - UK 100 Index Trust I Acc	2.19	-	0.10	N/A
Currency - Pounds Sterling	2.00	-	-	N/A
Legal & General UT Mgr Ltd - All Stocks Gilt Index Trust I Acc	1.54	-	0.15	N/A
Total	100.00	0.24^		

*Portfolio Expense - The portfolio expense is calculated using the weighted value of the Ongoing Costs Ex Ante of the portfolio constituents. Where the Ongoing Costs Ex Ante is not available the OCF is used, and where this is not available the TER is used.



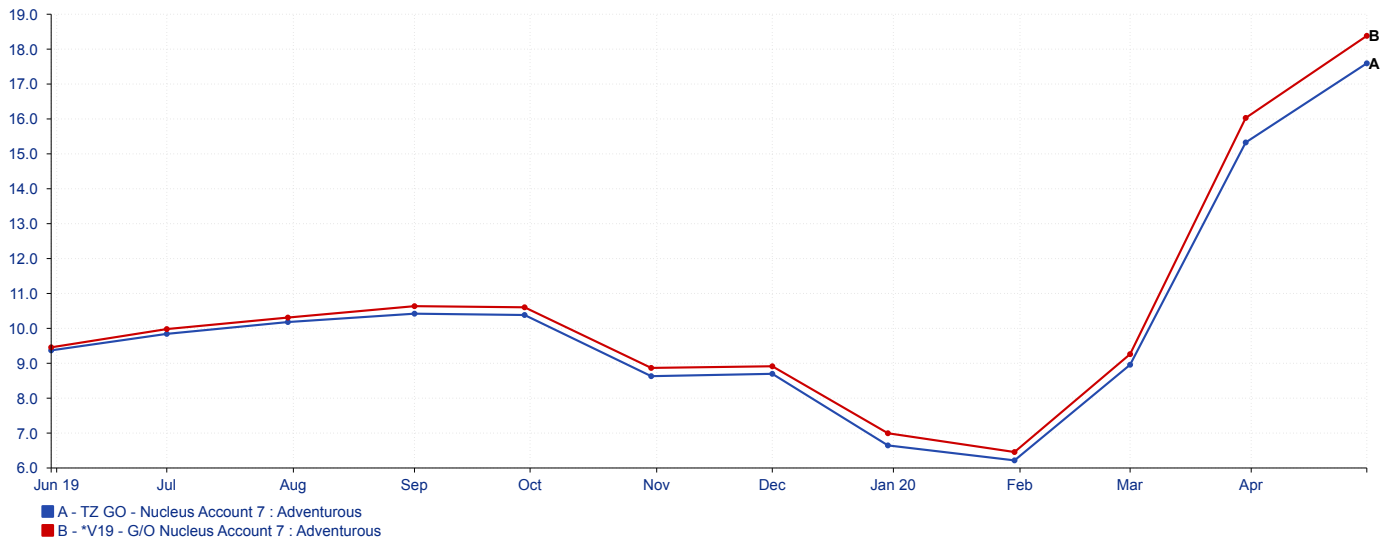
Cumulative Portfolio Performance to Latest Price					
Name	1 Year	2 Years	3 Years	4 Years	5 Years
TZ GO - Nucleus Account 7 : Adventurous	-0.71	2.28	10.68	40.49	38.72
FTSE All Share	-13.65	-15.74	-8.58	14.46	5.78

Cumulative Portfolio Performance to Latest Price					
Name	1 Year	2 Years	3 Years	4 Years	5 Years
*V19 - G/O Nucleus Account 7 : Adventurous	-2.13	0.37	8.82	39.12	-
FTSE All Share	-13.65	-15.74	-8.58	14.46	5.78

Discrete Calendar Year Performance					
Name	2019	2018	2017	2016	2015
TZ GO - Nucleus Account 7 : Adventurous	18.28	-5.25	13.51	21.83	2.82
FTSE All Share	19.17	-9.47	13.10	16.75	0.98

Discrete Calendar Year Performance					
Name	2019	2018	2017	2016	2015
*V19 - G/O Nucleus Account 7 : Adventurous	17.86	-5.67	13.94	-	-
FTSE All Share	19.17	-9.47	13.10	16.75	0.98

Rolling Monthly Volatility Chart Over 1 Year



31/05/2019 - 30/04/2020 Powered by data from FE fundinfo

Annualised Ratios Over 36 Months					
Name	Volatility	Alpha	Beta	Sharpe	r ²
TZ GO - Nucleus Account 7 : Adventurous	11.91	4.94	0.74	0.00	0.82
FTSE All Share	14.59	n/a	n/a	-0.01	n/a

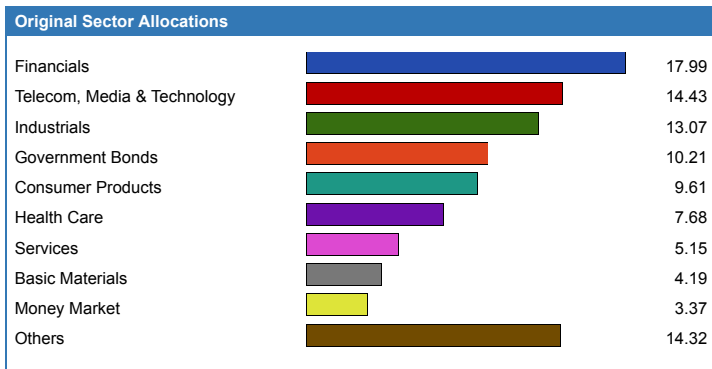
Annualised Ratios Over 36 Months					
Name	Volatility	Alpha	Beta	Sharpe	r ²
*V19 - G/O Nucleus Account 7 : Adventurous	12.34	4.48	0.77	0.00	0.83
FTSE All Share	14.59	n/a	n/a	-0.01	n/a

Original Asset Allocations		
UK Equities	19.96	
Global Fixed Interest	16.19	
North American Equities	15.39	
European Equities	11.32	
Asia Pacific Emerging Equities	10.69	
Asia Pacific Equities	6.28	
Money Market	5.31	
UK Gilts	4.20	
Property	4.00	
Others	6.67	

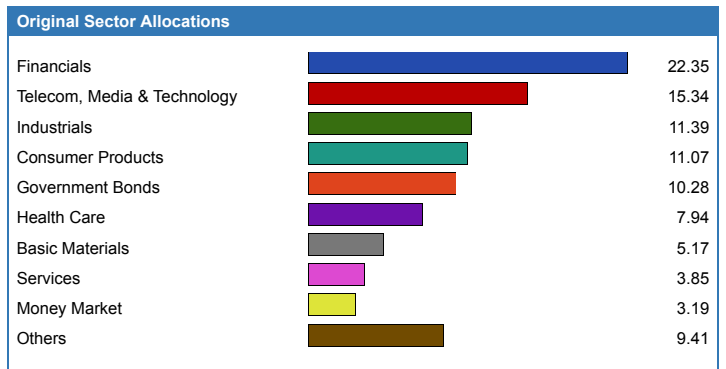
Original Asset Allocations		
UK Equities	20.14	
North American Equities	15.87	
Global Fixed Interest	11.84	
European Equities	11.57	
Asia Pacific Emerging Equities	10.73	
Asia Pacific Equities	6.29	
Property	6.00	
UK Gilts	4.62	
Money Market	4.47	
Others	8.46	

Original Region Allocations		
North America	27.68	
UK	27.34	
Europe ex UK	16.22	
Pacific Basin	13.46	
Australasia	3.98	
Money Market	3.67	
Japan	2.24	
Europe	1.66	
International	1.49	
Other	2.26	

Original Region Allocations		
UK	27.70	
North America	25.93	
Europe ex UK	15.13	
Pacific Basin	14.36	
Australasia	3.89	
Money Market	3.49	
Europe	1.89	
Japan	1.65	
Americas	1.58	
Other	4.38	



ref: TZ GO - Nucleus Account 7 : Adventurous (f6586cbb-ae83-440f-ba53-d1dacff843ef)



ref: V19 - G/O Nucleus Account 7 : Adventurous (de3e519e-5b86-430e-aafc-2b858ca55105)