

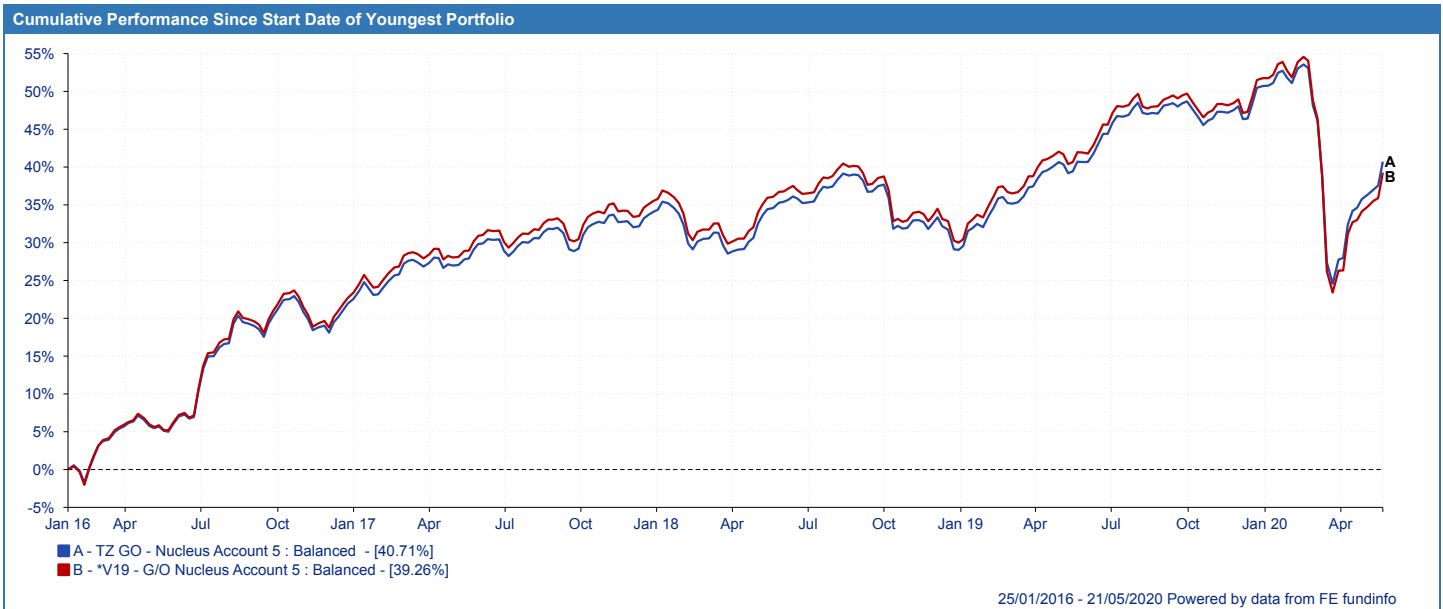
**TZ GO - Nucleus Account 5 : Balanced**

**\*V19 - G/O Nucleus Account 5 : Balanced**

Portfolio Holdings				
Name	Original % Holdings	TER %	OCF %	FE fundinfo Crown Rating
Vanguard Investments UK Limite - FTSE Developed World ex-UK Equity Index A	8.80	-	0.14	N/A
Legal & General UT Mgr Ltd - UK 100 Index Trust I Acc	8.68	-	0.10	N/A
Legal & General UT Mgr Ltd - Pacific Index Trust I Acc	7.12	-	0.19	N/A
BlackRock - Overseas Corporate Bond Index (UK) D Acc	7.10	-	0.11	N/A
BlackRock - Global Property Securities Equity Index (UK) D Acc	7.00	-	0.18	N/A
BlackRock - Continental European Equity Index (UK) D Acc	6.50	-	0.06	N/A
HSBC Gbl Asset Mgt (HSBC Inv) - American Index C Acc	6.50	-	0.06	N/A
HSBC Gbl Asset Mgt (HSBC Inv) - FTSE 250 Index C Acc	6.28	-	0.12	N/A
Legal & General UT Mgr Ltd - All Stocks Index Linked Gilt Index Trust I Acc	6.00	-	0.15	N/A
Baillie Gifford & Co Ltd - High Yield Bond B Acc	5.80	-	0.37	M M M M
BlackRock - Corporate Bond Index (UK) D Acc	5.00	-	0.12	N/A
Legal & General UT Mgr Ltd - Sterling Corporate Bond Index I Acc	5.00	-	0.14	N/A
BlackRock - UK Gilts All Stocks Index (UK) D Acc	4.00	-	0.11	N/A
Marlborough Fund Managers - UK Micro Cap Growth P Acc	3.74	-	0.78	M M M M M M
BlackRock - Overseas Government Bond Index (UK) D Acc	3.55	-	0.11	N/A
Legal & General UT Mgr Ltd - Global Inflation Linked Bond Index I Acc	3.55	-	0.25	N/A
Legal & General UT Mgr Ltd - Global Emerging Markets Index I Acc	2.38	-	0.25	N/A
Currency - Pounds Sterling	2.00	-	-	N/A
Legal & General UT Mgr Ltd - Cash Trust I Acc	1.00	-	0.15	M M M M
<b>Total</b>	<b>100.00</b>	<b>0.17^</b>		

Portfolio Holdings				
Name	Original % Holdings	TER %	OCF %	FE fundinfo Crown Rating
Legal & General UT Mgr Ltd - Global Real Estate Dividend Index I Acc	10.00	-	0.20	N/A
BlackRock - Corporate Bond Index (UK) D Acc	7.40	-	0.12	N/A
Legal & General UT Mgr Ltd - All Stocks Index Linked Gilt Index Trust I Acc	7.40	-	0.15	N/A
Baillie Gifford & Co Ltd - High Yield Bond B Acc	7.22	-	0.37	M M M M
Legal & General UT Mgr Ltd - Pacific Index Trust I Acc	7.12	-	0.19	N/A
BlackRock - Continental European Equity Index (UK) D Acc	6.50	-	0.06	N/A
HSBC Gbl Asset Mgt (HSBC Inv) - American Index C Acc	6.50	-	0.06	N/A
BlackRock - Mid Cap UK Equity Index (UK) D Acc	5.61	-	0.17	N/A
Legal & General UT Mgr Ltd - UK 100 Index Trust I Acc	4.68	-	0.10	N/A
Invesco Fund Managers Ltd - UK Enhanced Index (UK) Z Acc	4.67	-	0.24	M M M M
Invesco Fund Managers Ltd - Global Ex UK Enhanced Index (UK) No Trail Acc	4.40	-	0.25	M M M
Vanguard Investments UK Limite - FTSE Developed World ex-UK Equity Index A	4.40	-	0.14	N/A
M&G UK - Emerging Markets Bond I Inc GBP	4.06	-	0.75	M M M M M M
Marlborough Fund Managers - UK Micro Cap Growth P Acc	3.74	-	0.78	M M M M M M
Legal & General UT Mgr Ltd - All Stocks Gilt Index Trust I Acc	3.70	-	0.15	N/A
BlackRock - Overseas Corporate Bond Index (UK) D Acc	3.61	-	0.11	N/A
Legal & General UT Mgr Ltd - Global Inflation Linked Bond Index I Acc	3.61	-	0.25	N/A
Currency - Pounds Sterling	3.00	-	-	N/A
Fidelity International (FIL In - Index Emerging Markets P Acc	2.38	-	0.20	N/A
<b>Total</b>	<b>100.00</b>	<b>0.22^</b>		

\*Portfolio Expense - The portfolio expense is calculated using the weighted value of the Ongoing Costs Ex Ante of the portfolio constituents. Where the Ongoing Costs Ex Ante is not available the OCF is used, and where this is not available the TER is used.



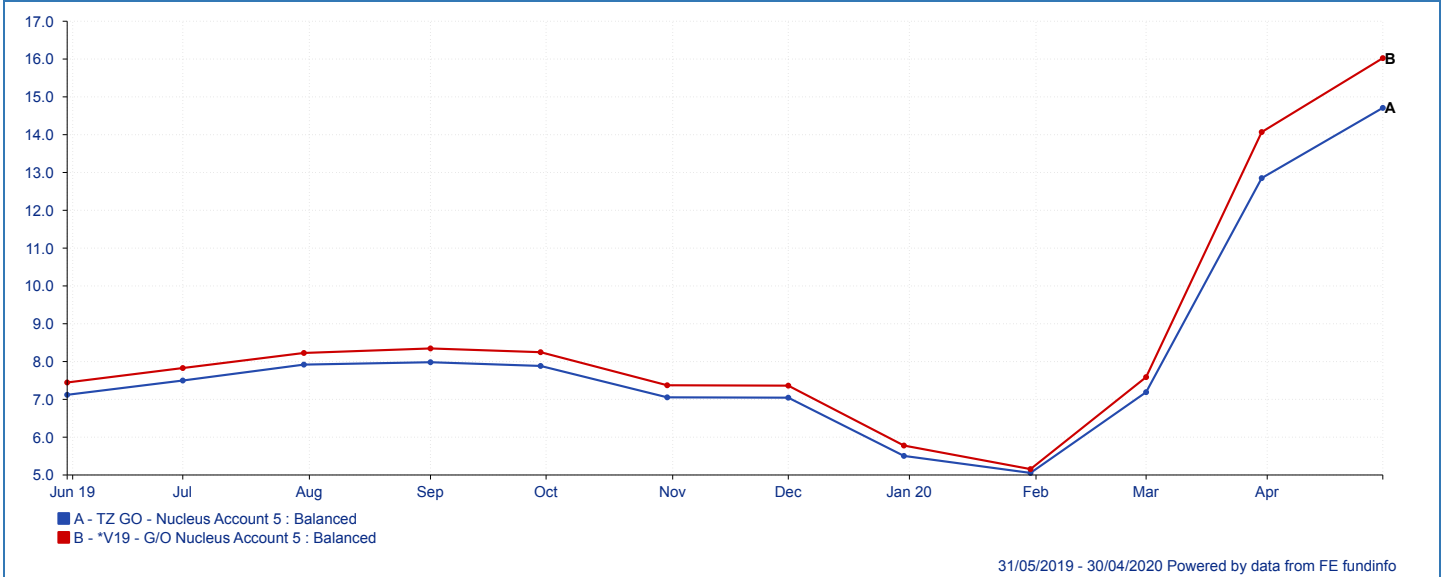
Cumulative Portfolio Performance to Latest Price					
Name	1 Year	2 Years	3 Years	4 Years	5 Years
TZ GO - Nucleus Account 5 : Balanced	-0.33	4.19	9.65	33.95	33.98
FTSE All Share	-13.65	-15.74	-8.58	14.46	5.78

Cumulative Portfolio Performance to Latest Price					
Name	1 Year	2 Years	3 Years	4 Years	5 Years
*V19 - G/O Nucleus Account 5 : Balanced	-2.26	1.96	7.66	32.41	-
FTSE All Share	-13.65	-15.74	-8.58	14.46	5.78

Discrete Calendar Year Performance					
Name	2019	2018	2017	2016	2015
TZ GO - Nucleus Account 5 : Balanced	15.85	-3.85	9.57	19.69	2.20
FTSE All Share	19.17	-9.47	13.10	16.75	0.98

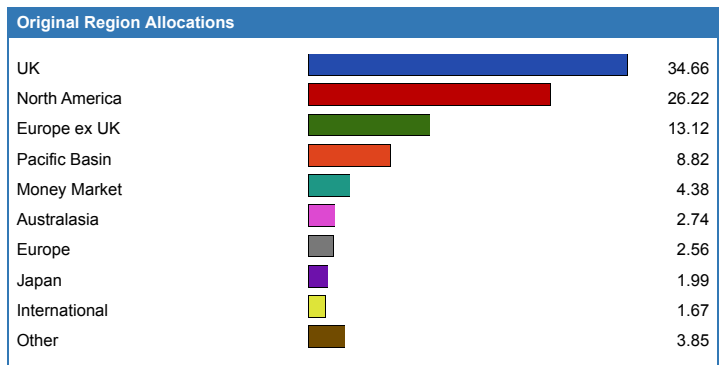
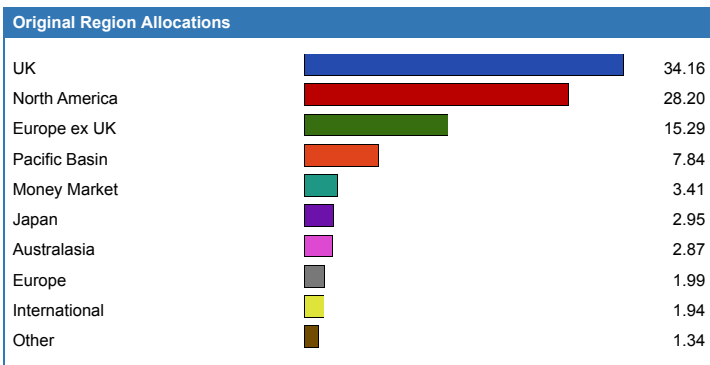
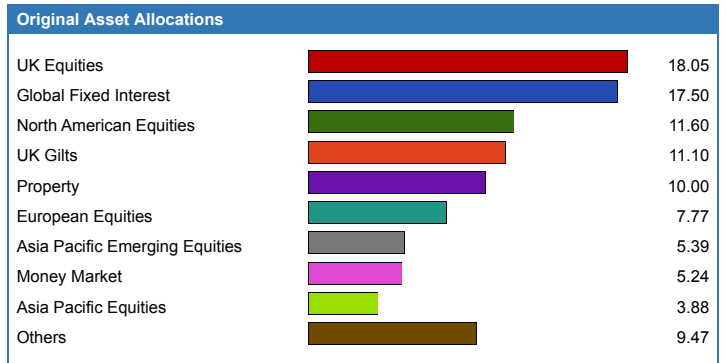
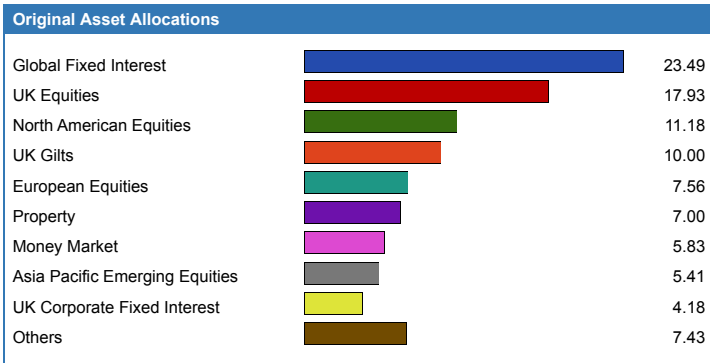
Discrete Calendar Year Performance					
Name	2019	2018	2017	2016	2015
*V19 - G/O Nucleus Account 5 : Balanced	15.93	-4.32	10.05	-	-
FTSE All Share	19.17	-9.47	13.10	16.75	0.98

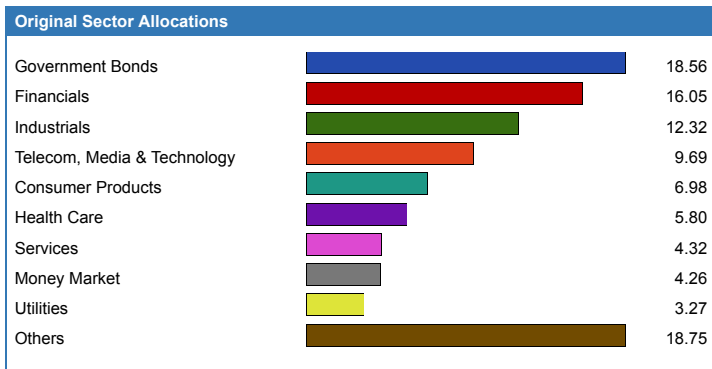
#### Rolling Monthly Volatility Chart Over 1 Year



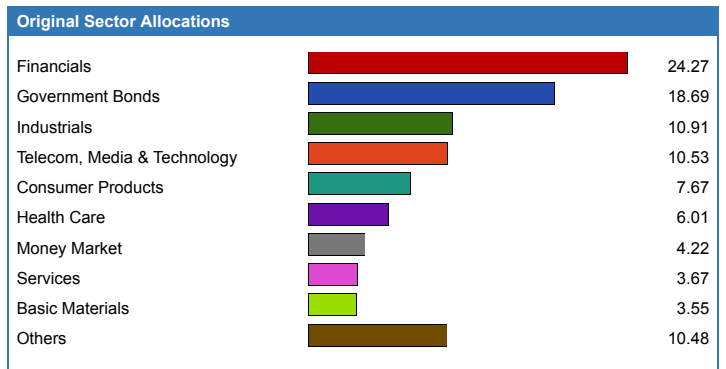
Annualised Ratios Over 36 Months					
Name	Volatility	Alpha	Beta	Sharpe	r <sup>2</sup>
TZ GO - Nucleus Account 5 : Balanced	9.85	4.34	0.60	0.00	0.79
FTSE All Share	14.59	n/a	n/a	-0.01	n/a

Annualised Ratios Over 36 Months					
Name	Volatility	Alpha	Beta	Sharpe	r <sup>2</sup>
*V19 - G/O Nucleus Account 5 : Balanced	10.58	3.84	0.65	0.00	0.81
FTSE All Share	14.59	n/a	n/a	-0.01	n/a





ref: TZ GO - Nucleus Account 5 : Balanced (503b9922-9111-4899-869a-9d6067f4c46e)



ref: V19 - Gi/O Nucleus Account 5 : Balanced (25997bce-d48f-4e6a-ab18-2469cae5bee7)