

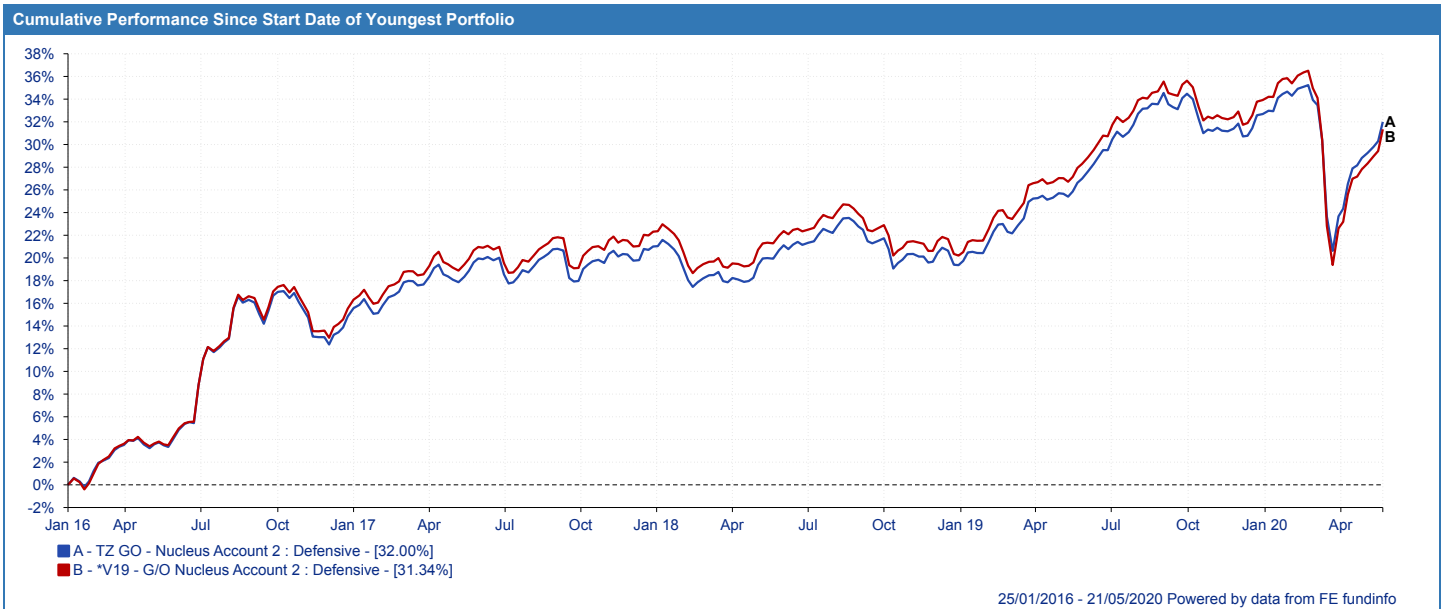
TZ GO - Nucleus Account 2 : Defensive

***V19 - G/O Nucleus Account 2 : Defensive**

Portfolio Holdings				
Name	Original % Holdings	TER %	OCF %	FE fundinfo Crown Rating
Legal & General UT Mgr Ltd - All Stocks Index Linked Gilt Index Trust I Acc	15.12	-	0.15	N/A
BlackRock - Corporate Bond Index (UK) D Acc	12.60	-	0.12	N/A
Legal & General UT Mgr Ltd - Sterling Corporate Bond Index I Acc	12.60	-	0.14	N/A
BlackRock - UK Gilts All Stocks Index (UK) D Acc	10.08	-	0.11	N/A
Legal & General UT Mgr Ltd - UK 100 Index Trust I Acc	7.22	-	0.10	N/A
BlackRock - Overseas Corporate Bond Index (UK) D Acc	7.07	-	0.11	N/A
Legal & General UT Mgr Ltd - Cash Trust I Acc	6.00	-	0.15	M M M M
Baillie Gifford & Co Ltd - High Yield Bond B Acc	4.96	-	0.37	M M M M
Vanguard Investments UK Limite - FTSE Developed World ex-UK Equity Index A	4.48	-	0.14	N/A
Legal & General UT Mgr Ltd - Global Inflation Linked Bond Index I Acc	3.54	-	0.25	N/A
BlackRock - Overseas Government Bond Index (UK) D Acc	3.53	-	0.11	N/A
BlackRock - Global Property Securities Equity Index (UK) D Acc	2.50	-	0.18	N/A
HSBC Gbl Asset Mgt (HSBC Inv) - FTSE 250 Index C Acc	2.30	-	0.12	N/A
BlackRock - Continental European Equity Index (UK) D Acc	2.15	-	0.06	N/A
HSBC Gbl Asset Mgt (HSBC Inv) - American Index C Acc	2.15	-	0.06	N/A
Currency - Pounds Sterling	2.00	-	-	N/A
Legal & General UT Mgr Ltd - Pacific Index Trust I Acc	1.70	-	0.19	N/A
Total	100.00	0.14^		

Portfolio Holdings				
Name	Original % Holdings	TER %	OCF %	FE fundinfo Crown Rating
BlackRock - Corporate Bond Index (UK) D Acc	19.72	-	0.12	N/A
Legal & General UT Mgr Ltd - All Stocks Index Linked Gilt Index Trust I Acc	19.72	-	0.15	N/A
Legal & General UT Mgr Ltd - All Stocks Gilt Index Trust I Acc	9.86	-	0.15	N/A
Currency - Pounds Sterling	8.00	-	-	N/A
Baillie Gifford & Co Ltd - High Yield Bond B Acc	7.85	-	0.37	M M M M
Legal & General UT Mgr Ltd - UK 100 Index Trust I Acc	5.64	-	0.10	N/A
Legal & General UT Mgr Ltd - Global Real Estate Dividend Index I Acc	4.00	-	0.20	N/A
BlackRock - Overseas Corporate Bond Index (UK) D Acc	3.93	-	0.11	N/A
Legal & General UT Mgr Ltd - Global Inflation Linked Bond Index I Acc	3.92	-	0.25	N/A
M&G UK - Emerging Markets Bond I Inc GBP	3.00	-	0.75	M M M M M
Invesco Fund Managers Ltd - Global Ex UK Enhanced Index (UK) No Trail Acc	2.24	-	0.25	M M M
Vanguard Investments UK Limite - FTSE Developed World ex-UK Equity Index A	2.24	-	0.14	N/A
BlackRock - Continental European Equity Index (UK) D Acc	2.15	-	0.06	N/A
HSBC Gbl Asset Mgt (HSBC Inv) - American Index C Acc	2.15	-	0.06	N/A
Invesco Fund Managers Ltd - UK Enhanced Index (UK) Z Acc	1.98	-	0.24	M M M M
BlackRock - Mid Cap UK Equity Index (UK) D Acc	1.90	-	0.17	N/A
Legal & General UT Mgr Ltd - Pacific Index Trust I Acc	1.70	-	0.19	N/A
Total	100.00	0.17^		

*Portfolio Expense - The portfolio expense is calculated using the weighted value of the Ongoing Costs Ex Ante of the portfolio constituents. Where the Ongoing Costs Ex Ante is not available the OCF is used, and where this is not available the TER is used.



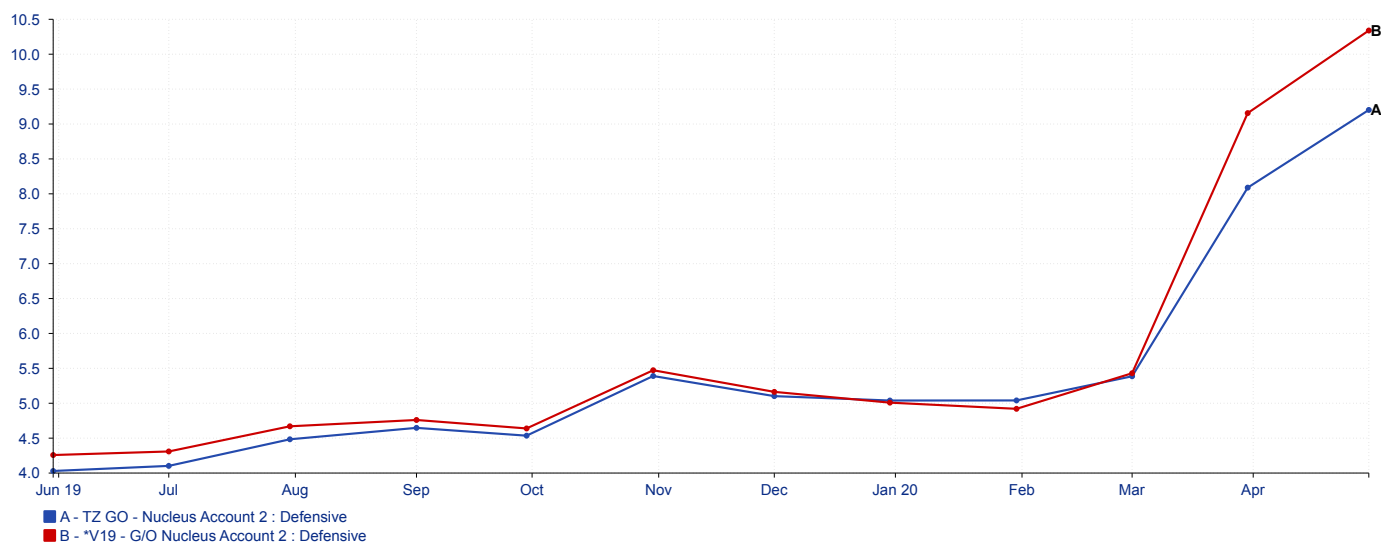
Cumulative Portfolio Performance to Latest Price					
Name	1 Year	2 Years	3 Years	4 Years	5 Years
TZ GO - Nucleus Account 2 : Defensive	3.91	9.74	10.56	27.65	30.03
FTSE All Share	-13.65	-15.74	-8.58	14.46	5.78

Cumulative Portfolio Performance to Latest Price					
Name	1 Year	2 Years	3 Years	4 Years	5 Years
*V19 - G/O Nucleus Account 2 : Defensive	2.30	7.93	9.04	26.87	-
FTSE All Share	-13.65	-15.74	-8.58	14.46	5.78

Discrete Calendar Year Performance					
Name	2019	2018	2017	2016	2015
TZ GO - Nucleus Account 2 : Defensive	10.47	-1.75	4.80	15.72	0.67
FTSE All Share	19.17	-9.47	13.10	16.75	0.98

Discrete Calendar Year Performance					
Name	2019	2018	2017	2016	2015
*V19 - G/O Nucleus Account 2 : Defensive	10.79	-2.22	5.28	-	-
FTSE All Share	19.17	-9.47	13.10	16.75	0.98

Rolling Monthly Volatility Chart Over 1 Year



31/05/2019 - 30/04/2020 Powered by data from FE fundinfo

Annualised Ratios Over 36 Months

Name	Volatility	Alpha	Beta	Sharpe	r ²
TZ GO - Nucleus Account 2 : Defensive	6.25	3.94	0.29	0.00	0.46
FTSE All Share	14.59	n/a	n/a	-0.01	n/a

Annualised Ratios Over 36 Months

Name	Volatility	Alpha	Beta	Sharpe	r ²
*V19 - G/O Nucleus Account 2 : Defensive	6.82	3.51	0.34	0.00	0.53
FTSE All Share	14.59	n/a	n/a	-0.01	n/a

Original Asset Allocations

Global Fixed Interest	31.53
UK Gilts	25.19
UK Corporate Fixed Interest	10.54
Money Market	9.52
UK Equities	9.41
North American Equities	4.58
European Equities	2.70
Property	2.50
UK Fixed Interest	1.35
Other	2.67

Original Asset Allocations

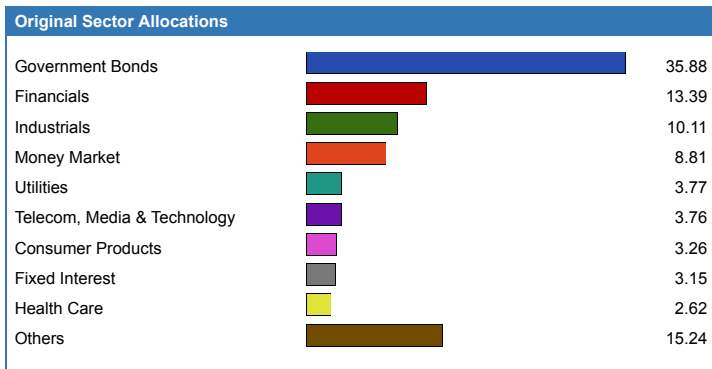
UK Gilts	29.58
Global Fixed Interest	24.73
Money Market	9.49
UK Equities	9.44
UK Corporate Fixed Interest	8.86
North American Equities	4.80
Property	4.00
European Equities	2.81
UK Fixed Interest	1.72
Other	4.58

Original Region Allocations

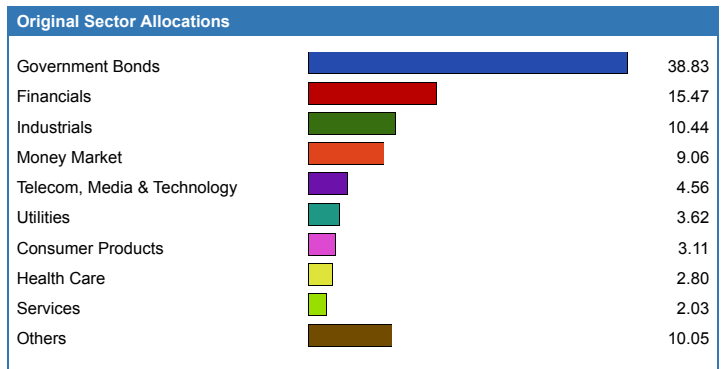
UK	47.78
North America	20.97
Europe ex UK	15.24
International	4.24
Japan	2.99
Money Market	2.86
Pacific Basin	1.86
Europe	1.70
Australasia	1.36
Other	1.01

Original Region Allocations

UK	49.85
North America	17.72
Europe ex UK	10.97
Money Market	9.11
Europe	2.75
Pacific Basin	2.47
International	2.16
Australasia	1.17
Japan	1.12
Other	2.67



ref: TZ GO - Nucleus Account 2 : Defensive (d5345e87-129b-47ed-8f32-9abe345b007a)



ref: V19 - GI/O Nucleus Account 2 : Defensive (b957bac0-ca96-4ad4-85fb-2ea9b717ed96)