

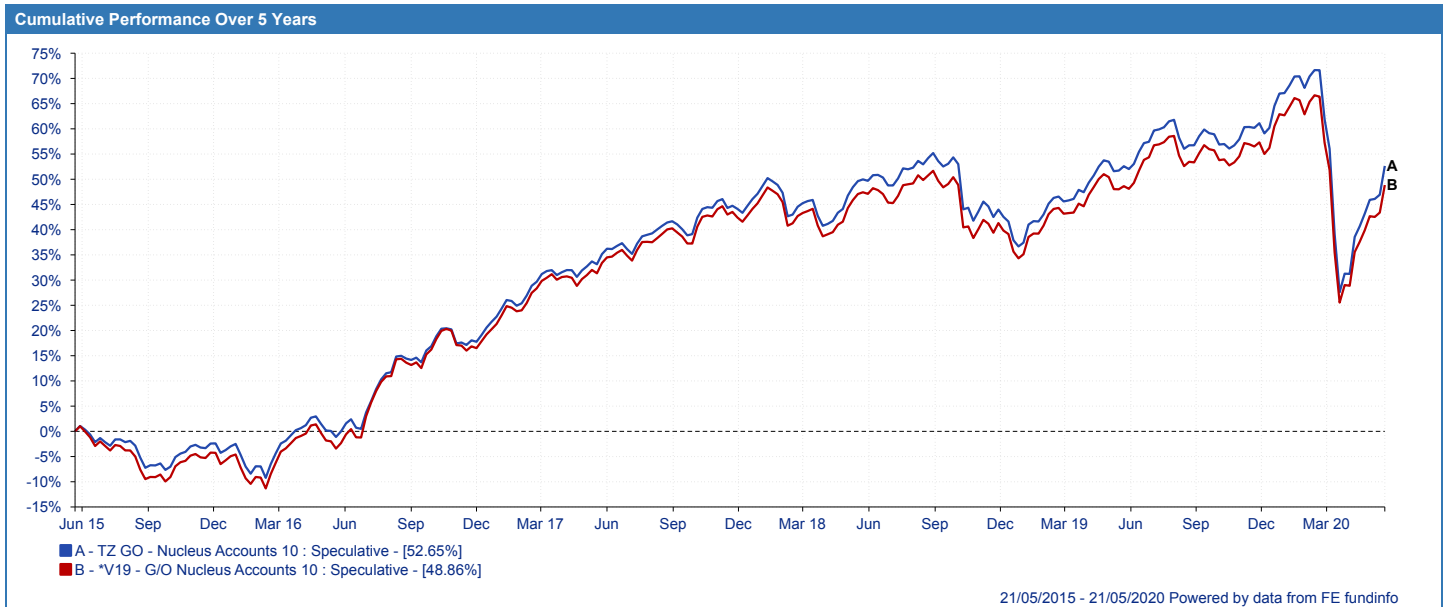
**TZ GO - Nucleus Accounts 10 : Speculative**

**\*V19 - G/O Nucleus Accounts 10 : Speculative**

Portfolio Holdings				
Name	Original % Holdings	TER %	OCF %	FE fundinfo Crown Rating
Marlborough Fund Managers - UK Micro Cap Growth P Acc	18.27	-	0.78	■ ■ ■ ■ ■ ■ ■ ■ ■ ■
Legal & General UT Mgr Ltd - Global Emerging Markets Index I Acc	18.15	-	0.25	■ ■ ■ ■ ■ ■ ■ ■ ■ ■
Legal & General UT Mgr Ltd - Pacific Index Trust I Acc	18.15	-	0.19	■ ■ ■ ■ ■ ■ ■ ■ ■ ■
BlackRock - Continental European Equity Index (UK) D Acc	16.67	-	0.06	■ ■ ■ ■ ■ ■ ■ ■ ■ ■
HSBC Gbl Asset Mgt (HSBC Inv) - American Index C Acc	16.67	-	0.06	■ ■ ■ ■ ■ ■ ■ ■ ■ ■
Vanguard Investments UK Limite - FTSE Developed World ex-UK Equity Index A	9.56	-	0.14	■ ■ ■ ■ ■ ■ ■ ■ ■ ■
HSBC Gbl Asset Mgt (HSBC Inv) - FTSE 250 Index C Acc	1.66	-	0.12	■ ■ ■ ■ ■ ■ ■ ■ ■ ■
Currency - Pounds Sterling	0.50	-	-	■ ■ ■ ■ ■ ■ ■ ■ ■ ■
Legal & General UT Mgr Ltd - UK 100 Index Trust I Acc	0.37	-	0.10	■ ■ ■ ■ ■ ■ ■ ■ ■ ■
<b>Total</b>	<b>100.00</b>	<b>0.27^</b>		

Portfolio Holdings				
Name	Original % Holdings	TER %	OCF %	FE fundinfo Crown Rating
Marlborough Fund Managers - UK Micro Cap Growth P Acc	18.27	-	0.78	■ ■ ■ ■ ■ ■ ■ ■ ■ ■
Fidelity International (FIL In - Index Emerging Markets P Acc	18.16	-	0.20	■ ■ ■ ■ ■ ■ ■ ■ ■ ■
Legal & General UT Mgr Ltd - Pacific Index Trust I Acc	18.16	-	0.19	■ ■ ■ ■ ■ ■ ■ ■ ■ ■
BlackRock - Continental European Equity Index (UK) D Acc	16.67	-	0.06	■ ■ ■ ■ ■ ■ ■ ■ ■ ■
HSBC Gbl Asset Mgt (HSBC Inv) - American Index C Acc	16.67	-	0.06	■ ■ ■ ■ ■ ■ ■ ■ ■ ■
Invesco Fund Managers Ltd - Global Ex UK Enhanced Index (UK) No Trail Acc	4.77	-	0.25	■ ■ ■ ■ ■ ■ ■ ■ ■ ■
Vanguard Investments UK Limite - FTSE Developed World ex-UK Equity Index A	4.77	-	0.14	■ ■ ■ ■ ■ ■ ■ ■ ■ ■
BlackRock - Mid Cap UK Equity Index (UK) D Acc	2.03	-	0.17	■ ■ ■ ■ ■ ■ ■ ■ ■ ■
Currency - Pounds Sterling	0.50	-	-	■ ■ ■ ■ ■ ■ ■ ■ ■ ■
<b>Total</b>	<b>100.00</b>	<b>0.26^</b>		

\*Portfolio Expense - The portfolio expense is calculated using the weighted value of the Ongoing Costs Ex Ante of the portfolio constituents. Where the Ongoing Costs Ex Ante is not available the OCF is used, and where this is not available the TER is used.



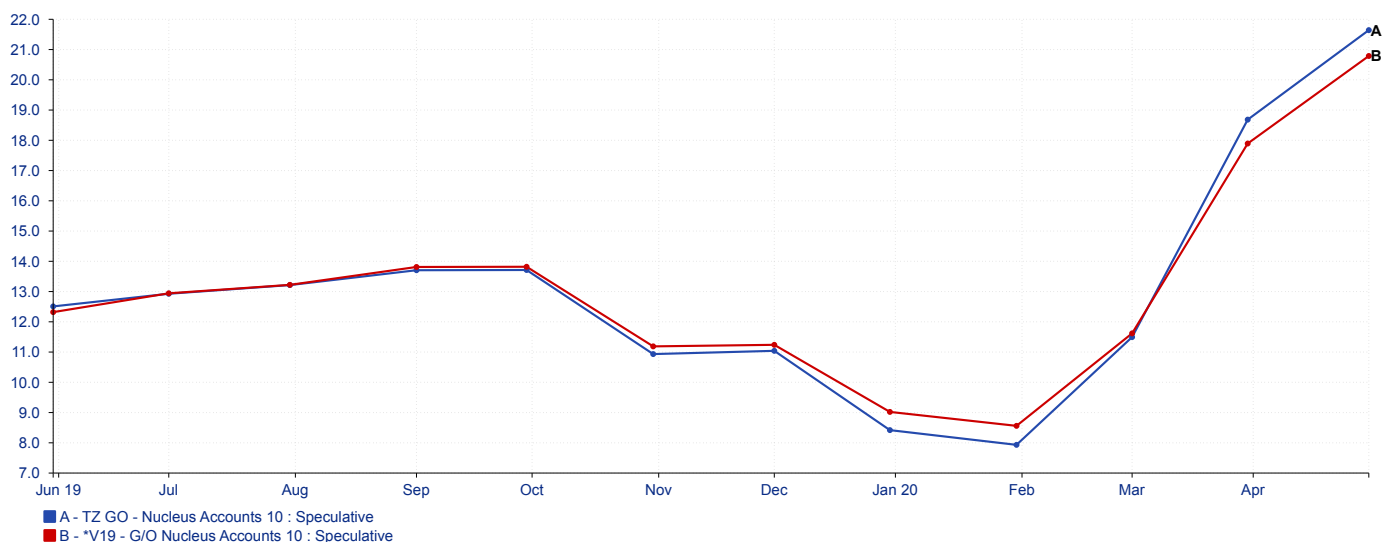
Cumulative Portfolio Performance to Latest Price					
Name	1 Year	2 Years	3 Years	4 Years	5 Years
TZ GO - Nucleus Accounts 10 : Speculative	-0.47	1.12	13.96	53.18	50.47
FTSE All Share	-13.65	-15.74	-8.58	14.46	5.78

Cumulative Portfolio Performance to Latest Price					
Name	1 Year	2 Years	3 Years	4 Years	5 Years
*V19 - G/O Nucleus Accounts 10 : Speculative	-0.36	0.42	12.71	53.17	46.52
FTSE All Share	-13.65	-15.74	-8.58	14.46	5.78

Discrete Calendar Year Performance					
Name	2019	2018	2017	2016	2015
TZ GO - Nucleus Accounts 10 : Speculative	21.30	-6.76	19.75	25.35	4.22
FTSE All Share	19.17	-9.47	13.10	16.75	0.98

Discrete Calendar Year Performance					
Name	2019	2018	2017	2016	2015
*V19 - G/O Nucleus Accounts 10 : Speculative	20.10	-7.13	19.55	26.64	1.90
FTSE All Share	19.17	-9.47	13.10	16.75	0.98

**Rolling Monthly Volatility Chart Over 1 Year**



31/05/2019 - 30/04/2020 Powered by data from FE fundinfo

Annualised Ratios Over 36 Months						
Name	Volatility	Alpha	Beta	Sharpe	r <sup>2</sup>	
TZ GO - Nucleus Accounts 10 : Speculative	14.86	6.34	0.91	0.02	0.79	
FTSE All Share	14.59	n/a	n/a	-0.01	n/a	

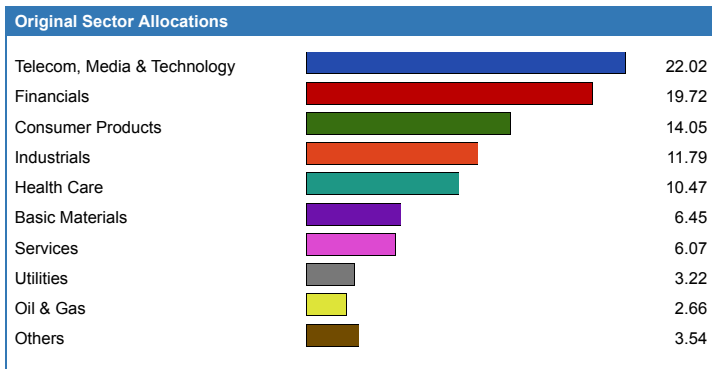
Annualised Ratios Over 36 Months						
Name	Volatility	Alpha	Beta	Sharpe	r <sup>2</sup>	
*V19 - G/O Nucleus Accounts 10 : Speculative	14.46	5.98	0.88	0.00	0.79	
FTSE All Share	14.59	n/a	n/a	-0.01	n/a	

Original Asset Allocations		
Asia Pacific Emerging Equities	22.44	
North American Equities	21.33	
UK Equities	17.97	
European Equities	17.69	
Asia Pacific Equities	9.44	
Money Market	3.55	
Other International Equities	2.65	
American Emerging Equities	1.13	
European Emerging Equities	0.87	
Others	2.94	

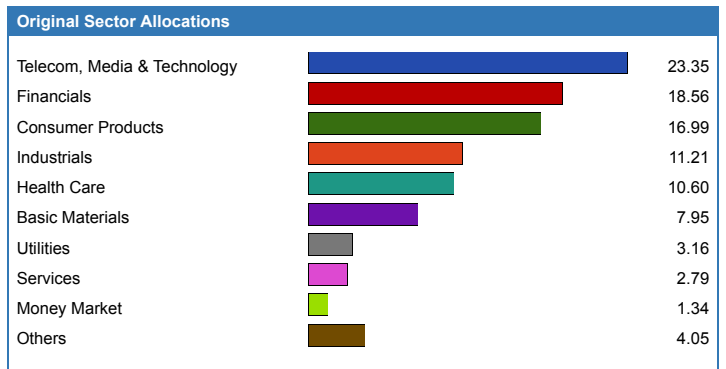
Original Asset Allocations		
Asia Pacific Emerging Equities	22.71	
North American Equities	21.78	
UK Equities	18.06	
European Equities	17.90	
Asia Pacific Equities	9.44	
Money Market	2.78	
Other International Equities	2.42	
American Emerging Equities	1.18	
Japanese Equities	0.82	
Others	2.91	

Original Region Allocations		
Pacific Basin	24.97	
North America	22.93	
Europe ex UK	18.88	
UK	17.97	
Australasia	5.38	
International	2.18	
Money Market	1.96	
Asia Pacific	1.71	
Americas	1.13	
Other	2.90	

Original Region Allocations		
Pacific Basin	25.39	
North America	22.92	
Europe ex UK	18.93	
UK	18.06	
Australasia	5.38	
International	1.94	
Money Market	1.89	
Asia Pacific	1.53	
Americas	1.18	
Other	2.79	



ref: TZ GO - Nucleus Accounts 10 : Speculative (38f269d6-79b9-46ea-b5ca-1440c5e0381e)



ref: \*V19 - G/O Nucleus Accounts 10 : Speculative (ae7fe444-0750-4725-8fac-5d37abfc2189)