

Non-UCITS retail scheme Key Investor Information

This document provides you with key investor information about this Fund. It is not marketing material. The information is required by law to help you understand the nature and the risks of investing in this Fund. You are advised to read it so you can make an informed decision about whether to invest.

Architas MA Passive Progressive Fund

a Sub-Fund of **Architas Multi-Manager Global Solutions ICVC**
Share Class D Net Accumulation (GB00BNGNDJ32)



This Fund is managed by Architas Multi-Manager Limited, part of the AXA Group

Objectives and Investment Policy

The objective of the Fund is to seek to achieve a return for investors over the medium to long term based on a combination of capital growth and income and with an above median volatility level through exposure to a diversified range of asset classes.

The Fund aims to provide a return on your investment by gaining exposure to a global portfolio of property, cash and various types of investment in companies and governments, the relative proportions of which ("asset allocations") are determined by a model provided by eValue Investment Solutions ("eValue"), a third party company that estimates the riskiness of investment types by modelling how they might be likely to behave over certain periods of time.

eValue asset allocations each reflect one of seven risk profiles, ranging from level 1, which reflects the risk of holding cash in bank accounts, to level 7, which is the riskiest profile in their range. The Fund is ranked at level 5, based their predictions over a 15 year period.

The eValue model works differently from that used to generate the Synthetic Risk and Reward Indicator shown elsewhere in this document, so the two rankings may differ.

The Fund gains exposure by investing, wherever practicably possible, in 'passive' funds, which are investment funds that aim to track the performance of various financial indices. We select these underlying passive funds on the basis of their efficiency at tracking their particular indices.

Underlying funds may invest in a wide range of financial instruments, including shares, tradable debt (bonds) issued by companies,

governments and other institutions, debt instruments which can easily be converted into cash (money market instruments), freely transferrable rights to buy other investments at a future date (warrants) and financial contracts that derive their values from those of other investment instruments or indices (derivatives). The underlying funds may invest in the UK or overseas, including in emerging markets.

The Fund may also invest directly in the above financial instruments when there are specific benefits in doing so. The Fund may use derivatives with a view to: generating investment returns; reducing risk or costs; or generating additional capital or income in a manner consistent with the Fund's risk profile. The Fund may use derivatives for investment purposes as well as for Efficient Portfolio Management. For example, where it may not be economical or efficient to use investment funds, the Fund may use derivatives to adjust its exposure to foreign currencies or asset classes, or to track the performance of particular financial indices. The Fund may not invest in derivatives if to do so would be inconsistent with the Fund's risk profile.

Recommendation: this Fund may not be appropriate for investors who plan to withdraw their money within 5 years.

We will automatically include income from the Fund's investments in the value of your shares.

You may sell your investment on a daily basis.

The base currency of the Fund is GBP.

Risk and Reward Profile



This risk indicator is based on historical data and may not be a reliable indication of the future risk profile of the Fund.

The lowest category does not mean risk free.

The risk and reward category may shift over time and is not guaranteed.

Your investment in the Fund is not guaranteed. The Fund is invested in financial assets and instruments and uses financial techniques that are subject to levels of variation, that may result in gains or losses.

Funds of category 4 have shown in the past a low to medium volatility. The volatility describes how much the value of the fund went up and down in the past. The shares of a fund of category 4 might be subject to low to medium price fluctuations based on the historical volatility observed.

The following are additional risks not covered by the risk and reward category:

Credit Risk - Bonds: The Fund may invest in bonds which provide a fixed or variable return and which are a form of loan, the value of which depends on the issuer being able to make its payments. There is a risk that the issuer will fail to do so. Although the Fund generally invests in bonds with high ratings, a high rating does not guarantee an issuer's ability to pay.

Counterparty Risk: The insolvency of any institutions providing services such as safekeeping of assets or acting as counterparty to derivatives or other instruments, may expose the Fund to financial loss.

Fund of Funds - Liquidity Risk: The Fund invests in other funds and its liquidity depends upon the liquidity of those underlying funds. If underlying funds suspend or defer the payment of redemption proceeds, the Fund's ability to meet redemption requests may also be affected.

Index Tracking Risk: The underlying funds' performance may not exactly track that of their Indices. This may result from: market fluctuations; changes in the composition of the Indices; sampling techniques used; transaction costs; or other administrative expenses.

More information in relation to risks in general may be found in the "Risk Factors" section of the prospectus.

Charges

The charges you pay are used to pay the cost of running the Fund, including the costs of marketing and distributing it. These charges reduce the potential growth of your investment.

One-off charges taken before or after you invest

Entry charge	none
Exit charge	none

This is the maximum that might be taken out of your money before it is invested (entry charge) and before the proceeds of your investment are paid out (exit charge).

Charges taken from the Fund over a year

Ongoing charge	0.48%
----------------	-------

Charges taken from the Fund under certain specific conditions

Performance fee	none
-----------------	------

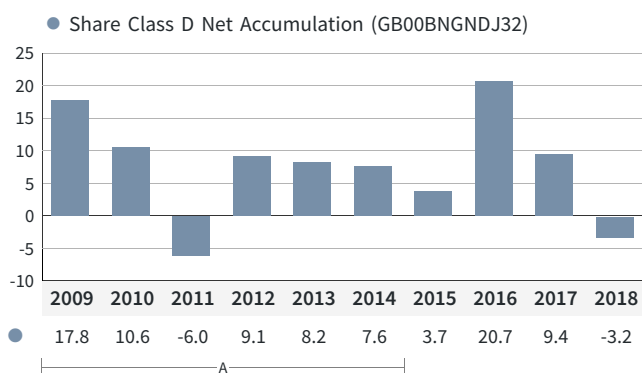
The entry and exit charges shown are maximum figures. In some cases, you might pay less - you can find this out from your financial adviser or distributor.

The ongoing charges figure is based on the expenses for the twelve month period ending 31st December 2018. This figure may vary from year to year. It excludes:

- Performance fees
- Portfolio transaction costs, except in the case of an entry/exit charge paid by the Fund when buying or selling units in another fund.

For more information about charges, please see the section entitled "Fees and Expenses" in the Fund's prospectus which is available on request free of charge from the manager.

Past Performance



A The Past Performance shown is from Share Class R, another share class within the Fund. This is because Share Class D has been recently launched and does not have any past performance to date. Share Class D has annual charges which are 0.70% lower than Share Class R.

Past performance is not a reliable indicator of future performance.

The past performance shown here takes account of ongoing charges. The entry/exit fees are excluded from the calculation of past performance.

The Fund started to issue shares in November 2008.

Past performance has been calculated in GBP and is expressed as a percentage change of the Fund's net asset value per share at each year end.

Practical Information

Depositary:

State Street Trustees Limited
20 Churchill Place, Canary Wharf,
London E14 5HJ, United Kingdom

Manager:

Architas Multi-Manager Limited
PO Box 10939
Chelmsford
CM99 2XU

Customer Services: 0800 953 0197
9.00am – 5.30pm Monday to Friday

Further Information: More detailed information on the Fund, such as the prospectus and the latest annual and semi-annual report, can be obtained in English free of charge from Architas Multi-Manager Ltd, the central administrator or the Funds' distributors.

For more details of any other share classes if applicable, please refer to the prospectus, which is available from the manager.

The net asset value per share is available at www.architas.com or on request from the manager.

Architas Multi-Manager Global Solutions ICVC has a number of different funds. The assets and liabilities of each fund are segregated by law. Therefore, the assets of the fund belong exclusively to it and are not available to meet the liabilities of any other fund of Architas Multi-Manager Global Solutions ICVC. The prospectus and periodic reports are prepared for Architas Multi-Manager Global Solutions ICVC as a whole.

Details of the Manager's Remuneration Policy, including a description of how remuneration and benefits are calculated and the identities of the persons responsible for awarding such remuneration/benefits, can be accessed from the following website: www.architas.com. A paper copy of these policy details is also available free of charge from the Manager upon request.

You may exchange shares free of charge to the same or another share class of another fund as the manager may permit. Please refer to the section entitled "Switching" in the prospectus.

The Fund is subject to the tax laws and regulations of the United Kingdom. Depending on your own country of residence this might have an impact on your investment. For further details, you should consult a tax adviser.

This Fund is authorised in the United Kingdom and regulated by the Financial Conduct Authority (FCA). Architas Multi-Manager Limited is authorised in the United Kingdom and regulated by the Financial Conduct Authority. This key investor information is accurate as at 18/02/2019.

Non-UCITS retail scheme Key Investor Information

This document provides you with key investor information about this Fund. It is not marketing material. The information is required by law to help you understand the nature and the risks of investing in this Fund. You are advised to read it so you can make an informed decision about whether to invest.

Global Strategy Dynamic Portfolio

a sub-fund of HSBC OpenFunds, (the "OEIC");
managed by HSBC Global Asset Management (UK) Limited

Class: Accumulation C
ISIN: GB00B849DT80

Explanations of terms shown within the objectives and policy in bold, can be found within the glossary on our website: <http://www.assetmanagement.hsbc.com>.

Objectives and Investment Policy

- The aim of the Fund is to provide capital **growth** through diversified investment across global markets with a bias towards **equities** (shares of companies).
- This is one of a range of **actively managed** Global Strategy Portfolios offered at five different risk levels. The **asset allocation** of each fund in the range reflects the risk level. The Fund is rated as 4, where 1 is a lower level of risk and 5 is a higher level of risk. The Fund is managed with the aim of maximising **returns** in line with its agreed long term risk profile. Therefore any potential gains are likely to be limited by the risk profile of the Fund.
- The level of risk stated is to allow investors to compare the risk relative to other Global Strategy Portfolios. This differs from the Risk and reward profile below. This is information we are required to provide by regulation, which allows investors to compare the risk for different Funds.
- The Fund aims to meet its objective with a focus on lower ongoing charges. The Fund aims to provide sufficient diversification across asset classes and the focus on lower ongoing charges may mean that certain asset classes aren't considered.
- To achieve its aim the Fund will invest primarily in **collective investment schemes** (funds), including **exchange traded funds**, which aim to track the performance of **market indices**. Such assets shall, in turn, invest in **equities** (shares of companies), fixed interest securities (fixed interest securities, including **bonds** and gilts, are a type of loan taken out by companies and governments that pay interest), property companies and real estate investment trusts that make up the index.
- Currently 96% of the Fund invests in **collective investment schemes** that aim to track the performance of an index.
- The **collective investment schemes** that the Fund invests in will, where possible, be those managed or operated by the ACD or an associate of the ACD. Where this isn't possible the Fund may invest in **collective investment schemes** operated by third party fund providers.
- The Fund may also invest directly in **equities**, fixed interest securities, property companies and real estate investment trusts where exposure to an asset class can be adequately achieved with a relatively low number of holdings.
- The Fund may use **derivatives** (financial instruments whose value is based on an underlying asset) for investment purposes. Using **derivatives** for investment purposes means, in particular, maintaining positions in the investments for the longer term. **Derivatives** may also be used to offset against movements in currency exchange rates, falls in asset values and reducing the risk associated with changes to prices within the market. However, it is envisaged that the use of **derivatives** will not be extensive and will not affect the overall risk profile of the Fund.
- Under normal market conditions, the Fund will have the following asset class exposures: **Equity**: 60-85%, **Fixed Interest**: 5-35%, **Property Securities**: 0-10%. These percentages will fluctuate based upon market movement and adjustments to the **asset allocation** to enable the Fund to meet its aim.
- The Fund may also invest in **money market instruments**, deposits and cash to manage day-to-day cash flow requirements.
- Income is reinvested.
- You may sell your investment on any business day by contacting the administrator before the dealing deadline at 12pm.
- Recommendation: this Fund may not be appropriate for investors who plan to withdraw their money within a period of 5 years.

Risk and Reward Profile



The risk and reward indicator is based on historical data and may not be a reliable indication of the future risk profile of the Fund.

The risk and reward category shown is not guaranteed to remain unchanged and may shift over time. The lowest category does not mean a risk-free investment.

Why is this Fund in this specific category?

This Fund is classified in category 5 because its price or simulated data has shown medium to high fluctuations historically.

Material risks not fully captured by the Risk and Reward Indicator:

- Counterparty Risk** The possibility that the counterparty to a transaction may be unwilling or unable to meet its obligations.
- Credit Risk** A bond or money market security could lose value if the issuer's financial health deteriorates.
- Derivatives Risk** Derivatives can behave unexpectedly. The pricing and volatility of many derivatives may diverge from strictly reflecting the pricing or volatility of their underlying reference(s), instrument or asset.

- Emerging Markets Risk** Emerging markets are less established, and often more volatile, than developed markets and involve higher risks, particularly market, liquidity and currency risks.
- Exchange Rate Risk** Changes in currency exchange rates could reduce or increase investment gains or investment losses, in some cases significantly.
- Interest Rate Risk** When interest rates rise, bond values generally fall. This risk of this happening is generally greater the longer the maturity of a bond investment and the higher its credit quality.
- Investment fund risk** Investing in other funds involves certain risks an investor would not face if investing in markets directly. Governance of underlying assets can be the responsibility of third-party managers.
- Investment Leverage Risk** Investment Leverage occurs when the economic exposure is greater than the amount invested, such as when derivatives are used. A Fund that employs leverage may experience greater gains and/or losses due to the amplification effect from a movement in the price of the reference source.
- Liquidity Risk** Liquidity is a measure of how easily the Fund's holdings can be quickly converted to cash. The value of the Fund's holdings may be significantly impacted by liquidity risk during adverse market conditions.
- Operational Risk** Operational errors may affect transactions, valuation, accounting, financial reporting and other processes relating to the Fund.

Charges

The charges you pay are used to pay the running costs of the Fund, including the marketing and distribution costs. These charges reduce the potential growth of the investment.

One-off charges taken before or after you invest

Entry charge	0.00%
Exit charge	0.00%

This is the maximum that might be taken out of your money before it is invested or before the proceeds of your investment are paid out.

Charges taken from the Fund over a year

Ongoing charge	0.19%
----------------	-------

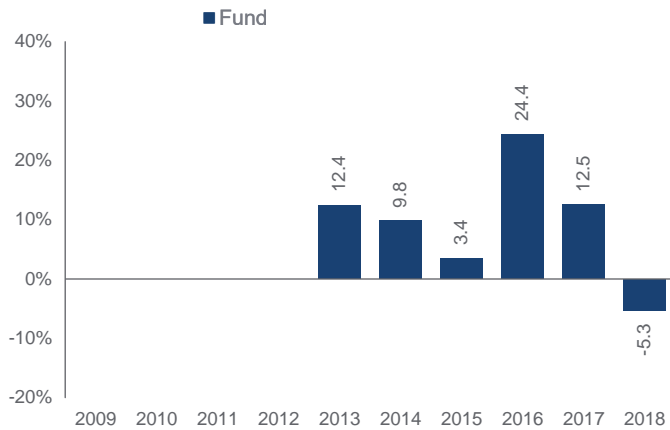
Charges taken from the Fund under certain specific conditions

Performance fee	None
-----------------	------

- The entry and exit charges shown are the maximum that may be charged. In some cases you may pay less. You can obtain the actual charges from your financial adviser.
- A conversion charge may be payable.
- The ongoing charges figure is based on last year's expenses for the year ending 15/04/2019. Charges may vary from year to year.

Further information on Charges can be found in the "Charges and Expenses" section of the Fund's Prospectus.

Past Performance



- Warning: the performance returns before the change in investment objective(s) on 16 October 2015 were achieved under circumstances that no longer apply.
- Past performance is not a guide to future performance; the value of your investment and any income from it can go down as well as up.
- Performance returns are based on the net asset value with distributable income reinvested. Past performance takes account of all ongoing charges but not entry, exit or conversion charges.
- The past performance of this share class is calculated in GBP.
- The Fund was launched on 17 October 2011.

Practical Information

Depository

State Street Trustees Limited.

Further information

Further information about the OEIC including the latest Prospectus, latest published prices of shares, annual report and half yearly report may be obtained free of charge, in English, from the Administrator, HSBC Global Asset Management (UK) Limited, PO Box 3733, Royal Wootton Bassett, Swindon SN4 4BG or by visiting www.assetmanagement.hsbc.com. The most recent Prospectus is available in English. This document describes a single share class of the OEIC. The Prospectus, annual and half yearly reports are prepared for the entire OEIC.

Share classes

Other share classes are available, as detailed in the Prospectus. It is possible to convert your shares into a different share class or switch your shares into a different Fund within the OEIC. Details of how to do this are in the Prospectus (please note an initial charge may apply).

Remuneration Policy

The Remuneration Policy of the Authorised Corporate Director, which describes how remuneration and benefits are determined and awarded, is available at www.assetmanagement.hsbc.com (please select "About Us" then "Governance") or on request free of charge from the Administrator.

Tax

UK tax legislation may have an impact on your personal position.

Segregated liability

The OEIC is an umbrella investment company with segregated liability between Funds. This means that the holdings of one Fund are kept separate from the holdings of the other Funds and your investment in the Fund cannot be used to pay the liabilities of any other Fund.

The Fund is authorised in the United Kingdom and regulated by the Financial Conduct Authority. HSBC Global Asset Management (UK) Limited is authorised in the United Kingdom and regulated by the Financial Conduct Authority. This key investor information is accurate as at 02 December 2019.

Non-UCITS Retail Scheme Key Investor Information

This document provides you with key investor information about this fund. It is not marketing material. The information is required by law to help you understand the nature and the risks of investing in this fund. You are advised to read it so you can make an informed decision about whether to invest.

Legal & General Multi-Index 6 Fund Class I Accumulation - ISIN: GB00B95KML23

The authorised fund manager of the Fund is Legal & General (Unit Trust Managers) Limited.

OBJECTIVES AND INVESTMENT POLICY

- The Fund's objective is to provide a combination of growth and income within a pre-determined risk profile. The Fund's potential gains and losses are likely to be limited by the objective to stay within its particular risk profile.
 - The Fund is part of a range of risk profiled funds. The target risk profile for the Fund is set by an independent agency*, and is based on the historic return and volatility of different asset types. The risk profile ranges from 1-10 with 1 being the least risky, and 10 being the most. This Fund aims to stay within risk profile 6. We use our experience and research, together with research and allocation guidelines from this independent agency* to restrict the types of assets held and the allocation of each asset type to stay within the target risk profile.
 - The Fund will have exposure to company and government bonds (a type of loan that pays interest), shares in companies, money market instruments (a form of loan that pays interest and is designed to have a stable value), deposits, cash and indirectly to alternative asset classes (such as commodities) and property. Due to the risk profile, the intention is that the Fund will invest at least 50% in shares in companies.
 - The bonds the Fund is exposed to may be investment grade (rated as lower risk) or sub-investment grade (rated as higher risk). Investment and sub-investment grade bonds are bonds that have been given a credit rating by a rating agency. Credit ratings give an indication of how likely it is that the issuer of a bond will be able to pay back interest and the loan on time.
 - In order to achieve this exposure, at least 75% of the Fund will be invested in collective investment schemes. At least 50% of the Fund will be invested in index-tracker schemes which are operated by Legal & General.
 - The Fund may also invest directly in shares in companies, bonds (both government and non-government), money market instruments (such as treasury bills), cash and deposits.
 - The Fund may use derivatives (contracts which have a value linked to the price of another asset) to:
 - reduce risk or cost; or
 - generate additional capital or income with no, or an acceptably low, level of risk.
- Other information:**
- The Fund is actively managed as the Manager uses their expertise to pick investments to achieve the Fund's objective.
 - There is no benchmark available for this Fund as it is constrained by its objective to remain within its risk profile.
 - Your units will be accumulation units. Income from the Fund's investments (dividends) will be reinvested back into the value of your units.
 - You can buy or sell units in this Fund on any business day. You need to contact us with your instruction before 3.00pm. This is the time we calculate unit prices for this Fund. If you contact us after 3.00pm, the units will be bought or sold at the next business day's price.
 - The Fund's base currency is denominated in sterling (British pounds).
 - This Fund is primarily designed for investors:
 - who have received advice and had their attitude to risk assessed and matched to the risk profile of this Fund but may be appropriate for those investors who have considered the risk profile of this Fund with the others in the Multi-Index range;
 - who are looking for growth and income from an investment in bonds, shares in companies, money market instruments, deposits, cash and indirectly to alternative asset classes (such as commodities) and property.
 - Although investors can take their money out at any time, this Fund may not be appropriate for those who plan to withdraw their money within five years.
 - This Fund is not designed for investors who cannot afford more than a minimal loss of their investment.
 - To help you understand this Fund, its risk profile and how it compares to others in the range we have created a guide www.legalandgeneral.com/mi-guide.
 - We recommend you read our guide to the Fund range to help you decide if this is the right fund for you.

RISK AND REWARD PROFILE



1	2	3	4	5	6	7
---	---	---	---	---	---	---

- The Risk and Reward Indicator table demonstrates where the Fund ranks in terms of its potential risk and reward. The higher the rank the greater the potential reward but the greater the risk of losing money. It is not guaranteed to remain the same and may change over time. It is based on historical data and may not be a reliable indication of the future risk profile of the Fund. The shaded area in the table above shows the Fund's ranking on the Risk and Reward Indicator.
 - The Fund is in category 4 because the mix of different asset types in which the Fund invests has a balancing effect on the rate at which the Fund share price moves up and down. This type of fund is generally considered to be higher risk than one investing only in bonds and lower risk than one existing only in company shares.
 - Even a fund in the lowest category is not a risk free investment.
 - The value of your investment may fall as well as rise and is not guaranteed. You might get back less than you invest.
 - Further information on the risks of investing in this fund is contained in the Prospectus available at www.legalandgeneral.com/reports.
- The risk and reward indicator may not take account of the following risks of investing in the Fund:
- The Fund could lose money if any institutions providing services such as acting as counterparty to derivatives or other instruments, becomes unwilling or unable to meet its obligations to the Fund.
 - By investing in other funds this fund indirectly holds bonds and property that are traded through agents, brokers or investment banks or directly between buyers and sellers. This makes them less easy to buy and sell than investments traded on an exchange. In exceptional circumstances the fund may not be able to sell its holdings in other funds and may defer withdrawals, or suspend dealing. The Directors can only delay paying out if it is in the interests of all investors and with the permission of the Fund depositary.
 - The fund invests directly or indirectly in bonds which are issued by companies or governments. If these companies or governments experience financial difficulty, they may be unable to pay back some or all of the interest, original investment or other payments that they owe. If this happens, the value of the fund may fall.
 - Investment returns on bonds are sensitive to trends in interest rate movements. Such changes will affect the value of your investment.
 - Derivatives are highly sensitive to changes in the value of the asset on which they are based and can increase the size of losses and gains.
 - The Fund may have underlying investments that are valued in currencies that are different from GBP. Exchange rate fluctuations will impact the value of your investment. Currency hedging techniques may be applied to reduce this impact but may not entirely eliminate it.
- * **The Fund targets risk profile 6 as calculated by Distribution Technology ('DT'). They are an independent agency who provide risk profiling tools to advisers and fund managers. The Risk and Reward profile scale above is calculated differently to the DT Risk Profiles. The DT profiles range from 1 to 10 with 10 being the highest (rather than a scale of 1 to 7 for the Risk and Reward profile).**

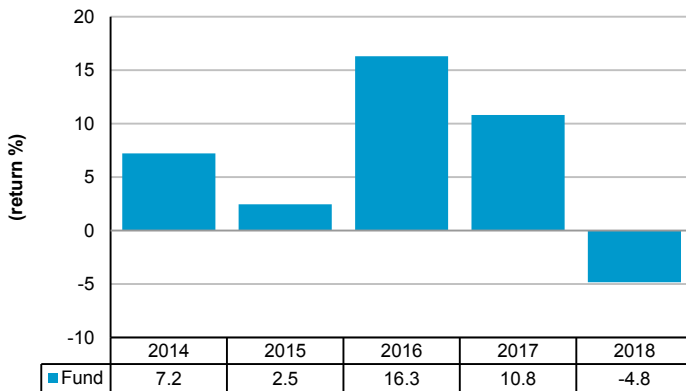
CHARGES

The charges you pay are used to pay the costs of running the Fund, including the costs of marketing and distributing it. These charges reduce the potential return from your investment.

One-off charges taken before or after you invest	
Entry charge	0.00%*
Exit charge	0.00%*
This is the maximum that might be taken out of your money before it is invested.	
*The Fund also incurs a unit price spread. See opposite.	
Charges taken from the fund over a year	
Ongoing charge	0.31%
Charges taken from the fund under certain specific conditions	
Performance fee	None

- There are no entry or exit charges.
 - The ongoing charges figure is based on the latest available expenses at December 2018. This figure may change in the future.
 - This Fund's ongoing charges include any charges made by any other funds it may invest in. They exclude portfolio transaction costs.
 - The ongoing charges are taken from the income of the Fund.
- Other costs:**
- **Unit price spread:** each day there are two prices for this Fund: a higher price you pay to buy units and a lower price you receive when you sell units. The Fund manager calculates these prices. The difference between these prices is called the 'spread'.
 - The spread is separate to the ongoing charges shown in this section.
 - This Fund's spread reflects the difference between the buying and selling prices of the assets it holds and costs associated with buying and selling the assets. The spread can change at any time and by any amount. As an example, the buying price for units in this Fund was 0.57% higher than the selling price at 31 December 2018.
 - For more information about charges and costs, please see the charges and expenses section in the Fund's Prospectus, or visit our website at legalandgeneral.com/chargesandfees.

PAST PERFORMANCE



- Past performance is not a guide to future performance.
- The figures for the Fund take into account the ongoing charges and assume income (after any tax) is reinvested. The figures do not take account of any bid-offer spread or dilution levy or any transaction costs.
- The performance has been calculated in Sterling (British Pounds).
- The annual return is for a 12 month period ending 31 December.
- The Fund launched in 2013.
- This unit class launched in 2013.

PRACTICAL INFORMATION

- The trustee and depositary is Northern Trust Global Services SE, UK Branch.
- You can obtain further information about the Fund including copies of its prospectus and the latest annual and semi-annual reports at www.legalandgeneral.com/reports. Paper copies of these documents are also available from: Legal & General Investments, PO Box 6080, Wolverhampton WV1 9RB. We provide documents free of charge and in English.
- Further information about investing, and how to make a complaint is available from www.legalandgeneral.com/guide.
- Investors can get other practical information, including the latest prices, spreads and details of any other unit classes that are available, by calling us on **0370 050 0955** Monday to Friday between 8.30am and 6.00pm. Call charges will vary.
- UK tax legislation may have an impact on each investor's personal tax position.
- You can find details of our Remuneration Policy at www.lgim.com/remuneration. You can also request a paper copy free of charge. The Policy includes details of our Remuneration Committee and how remuneration and benefits are calculated.